

## Troubleshoot – Electric

### Get the results – Very important

1. When you turn downward so that both can fan motor and lamp work together.

Case 1: Fan does not work but lamp works.


Case 2: Fan works but lamp does not work

Case 3: Both fan and lamp do not work

2. When you turn upward so that only lamp can work.


Case 4: lamp works

Case 5: lamp does not work




### A. If fan does not work, lamp works (Case 1 and Case 4)

1. This means that power supply wires for lamp (positive-black wire / negative-white wire on the right side) are live.
2. We can change the positive supply wires between fan motor (red wire) and lamp (black wire) - Refer to the picture.
3. If fan works when you turn the switch downward, the fan is good. It is the switch or connector to replace.



4. If fan still does not work, it is the fan to replace.



Switch set




Connector

**B. If fan works, lamp does not work (Case 2 and Case 5)**

5. This means that power supply wires for fan (positive-red wire / negative-white wire on the right side) are live.

6. We can change the positive supply wires between fan motor (red wire) and lamp (black wire) - Refer to the picture.



7. If lamp works when you turn the switch downward and/or upward, the lamp is good. It is the switch or connector to replace.

8. If lamp still does not work on both switch upward and downward, it is the lamp.

### C. If both fan and lamp do not work (Case 3 and Case 5)

It is the combination of

1. Power supply (adapter) – Check if its output is 12V and at least 3Amp.
2. Switch – Check if it is stuck and does not move any way.
3. Connector – Check if there is any disconnection of wires.



Power supply/ Adapter